

Microsoft Azure Dev Tools for Teaching

What is Microsoft Azure Dev Tools for Teaching?

Microsoft Azure Dev Tools for Teaching puts professional developer tools, software, and services in the hands of faculty and students with low-cost subscriptions from Microsoft. Students receive developer tools from Microsoft at no cost – everything needed to create apps, games and websites – so they can chase their dreams, create the next big breakthrough in technology, or get a head start on their career.

Formerly known as Microsoft Imagine, this subscriptions program has changed to Azure Dev Tools for Teaching. All current Imagine subscriptions have automatically transitioned to Azure Dev Tools for Teaching and have access to the same software tools they have enjoyed with Imagine.

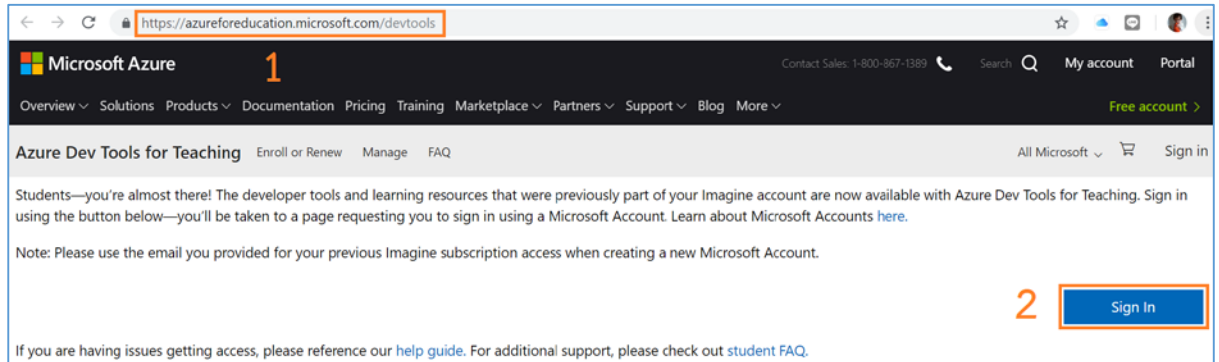
Source: <http://aka.ms/adt4tstudentguide>

Prerequisite:

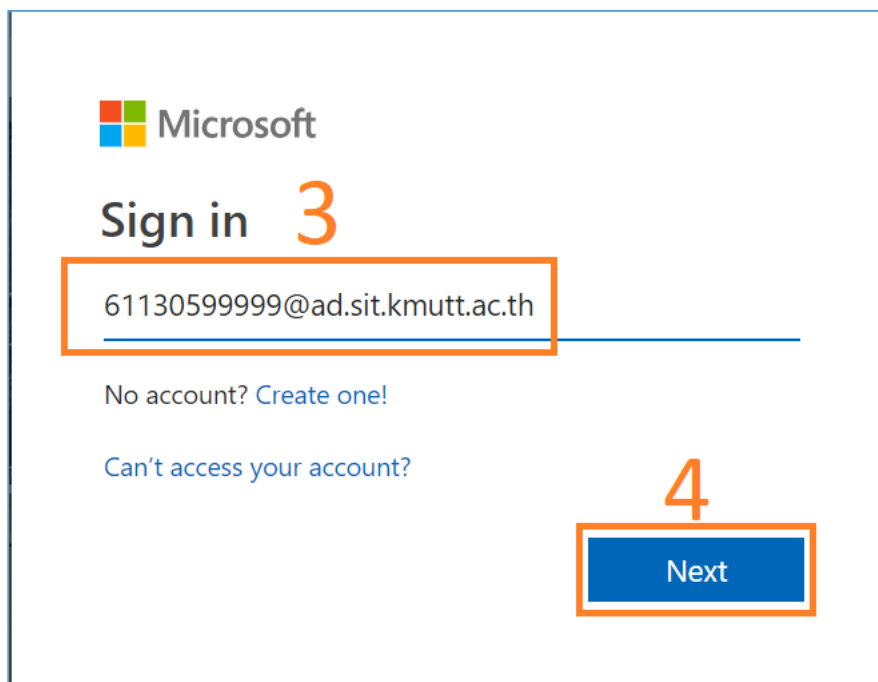
- 1. Make sure that you log out all Microsoft Account from your web browser**
2. Activate the SIT Student Services at URL: <https://students.sit.kmutt.ac.th/SSSA/>
3. SIT Office365 account address → Student ID@ad.sit.kmutt.ac.th
4. KMUTT mail account's password

How to access Microsoft Azure Dev Tools for Teaching

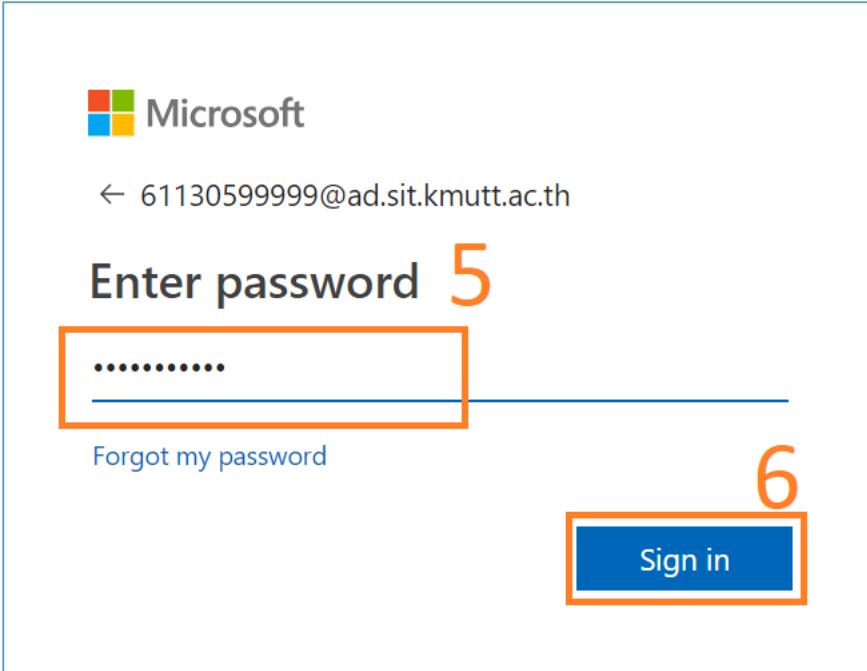
1. Go to URL: <https://azureforeducation.microsoft.com/devtools>
2. Click at Sign In



3. Sign in with the SIT Office365 account address that is Student ID@ad.sit.kmutt.ac.th
4. Click at Next




5. Enter password (KMUTT mail account's password)
6. Click at Sign in




The screenshot shows the Microsoft sign-in interface. At the top left is the Microsoft logo. Below it is the email address 61130599999@ad.sit.kmutt.ac.th. The main heading is "Enter password" with a large orange number "5" next to it. Below the heading is a password input field containing ten dots, which is highlighted with an orange border. To the right of the input field is a blue "Sign in" button, also highlighted with an orange border and a large orange number "6" above it. Below the input field is a link that says "Forgot my password".

7. Check box at I agree
8. Click at Accept terms

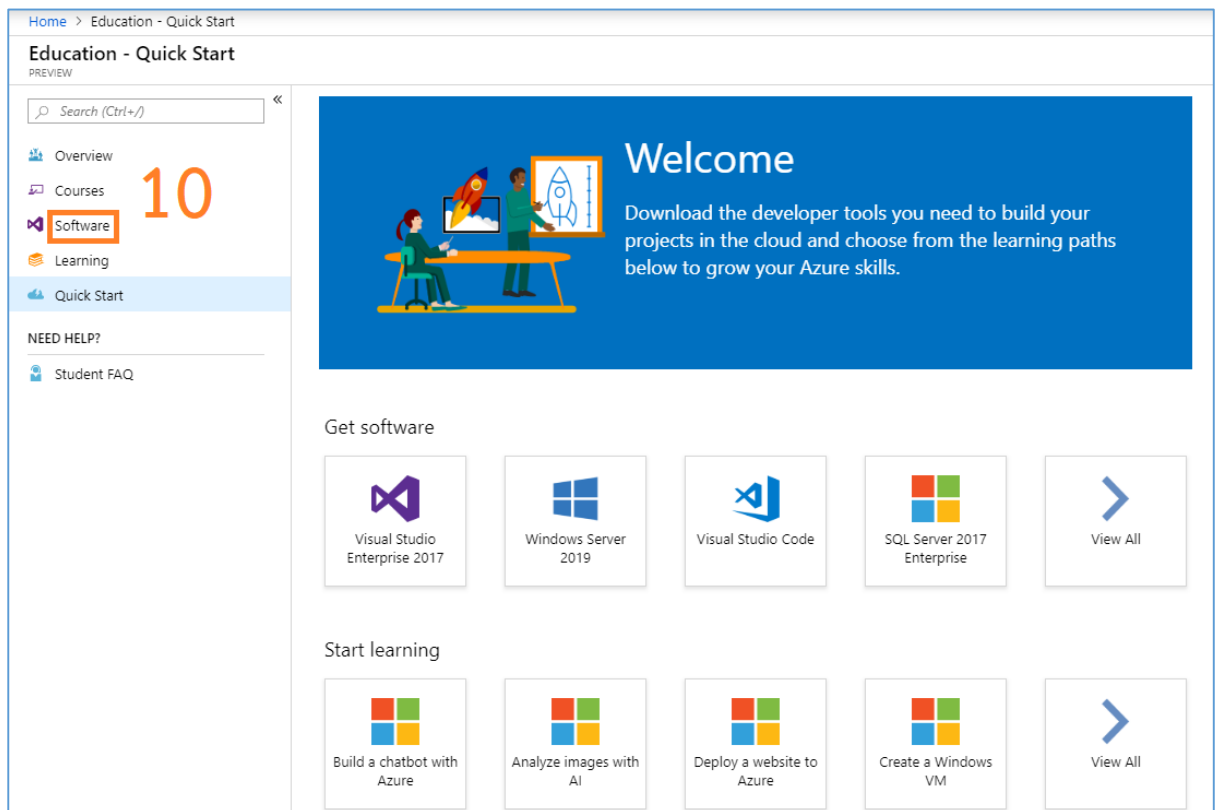


The screenshot shows a success message: "Success! Your Academic status was successfully verified." Below this is a paragraph: "The account you are signed in was verified to access Azure Dev Tools for Teaching benefits. To continue, please accept [offer agreement](#)." There are two checkboxes. The first checkbox is checked and highlighted with an orange border and a large orange number "7" above it. The text next to it is "I agree to the [subscription agreement](#), [offer details](#), [Azure Dev Tools for Teaching agreement](#) and [privacy statement](#)". The second checkbox is unchecked. Below it is a link that says "I would like information, tips, and offers from Microsoft or selected partners about Azure, including Azure Newsletter, Pricing updates, and other Microsoft products and services." Below the second checkbox is a blue "Accept terms" button, highlighted with an orange border and a large orange number "8" next to it.

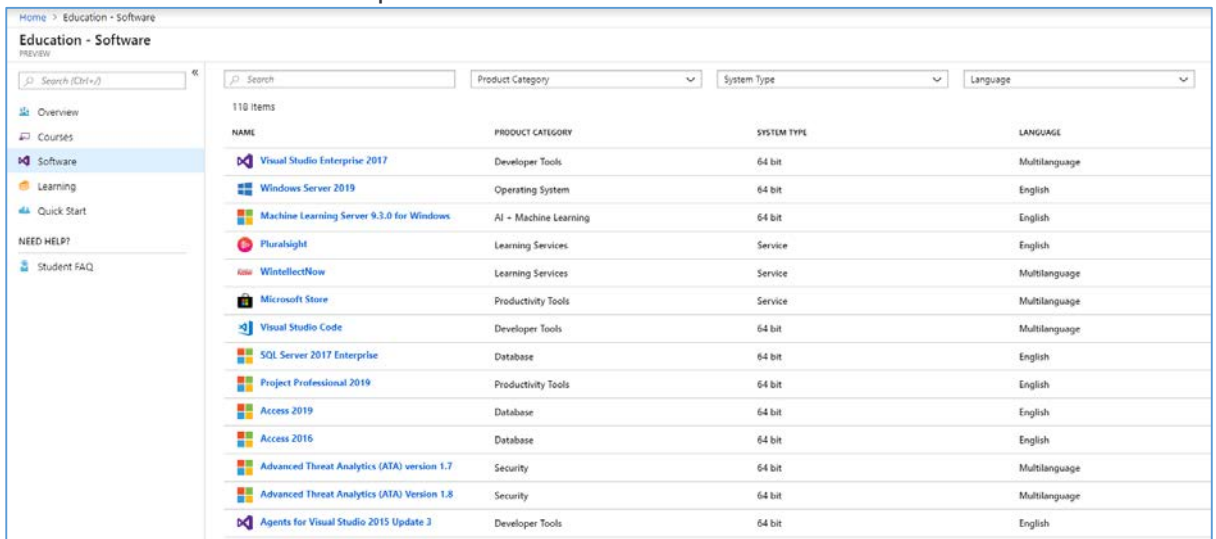
9. Click at Maybe later



10. Click at Software



11. List of the available development software tools



The screenshot shows the 'Education - Software' interface with a search bar and filters. The main content is a table listing software products. The table has four columns: NAME, PRODUCT CATEGORY, SYSTEM TYPE, and LANGUAGE. The items listed include Visual Studio Enterprise 2017, Windows Server 2019, Machine Learning Server 9.3.0 for Windows, Pluralsight, WintellectNow, Microsoft Store, Visual Studio Code, SQL Server 2017 Enterprise, Project Professional 2019, Access 2019, Access 2016, Advanced Threat Analytics (ATA) version 1.7, Advanced Threat Analytics (ATA) Version 1.8, and Agents for Visual Studio 2015 Update 2.

NAME	PRODUCT CATEGORY	SYSTEM TYPE	LANGUAGE
Visual Studio Enterprise 2017	Developer Tools	64 bit	Multilanguage
Windows Server 2019	Operating System	64 bit	English
Machine Learning Server 9.3.0 for Windows	AI - Machine Learning	64 bit	English
Pluralsight	Learning Services	Service	English
WintellectNow	Learning Services	Service	Multilanguage
Microsoft Store	Productivity Tools	Service	Multilanguage
Visual Studio Code	Developer Tools	64 bit	Multilanguage
SQL Server 2017 Enterprise	Database	64 bit	English
Project Professional 2019	Productivity Tools	64 bit	English
Access 2019	Database	64 bit	English
Access 2016	Database	64 bit	English
Advanced Threat Analytics (ATA) version 1.7	Security	64 bit	Multilanguage
Advanced Threat Analytics (ATA) Version 1.8	Security	64 bit	Multilanguage
Agents for Visual Studio 2015 Update 2	Developer Tools	64 bit	English

12. Finish to access Microsoft Azure Dev Tools for Teaching

Additional Information:

1. Azure Dev Tools Sign in URL: <https://azureforeducation.microsoft.com/devtools/>
2. Azure Dev Tools account address: Student ID@ad.sit.kmutt.ac.th
3. Azure Dev Tools account password: Same the KMUTT mail account's password
4. FAQ for Azure Dev Tools URL: <https://azure.microsoft.com/en-us/education/institutions/dev-tools-for-teaching-faq/>

Updated by Sumate Manesart

April 30, 2019 : 3.16 p.m.